

# INTERNATIONAL ALPACA ANALYTICS

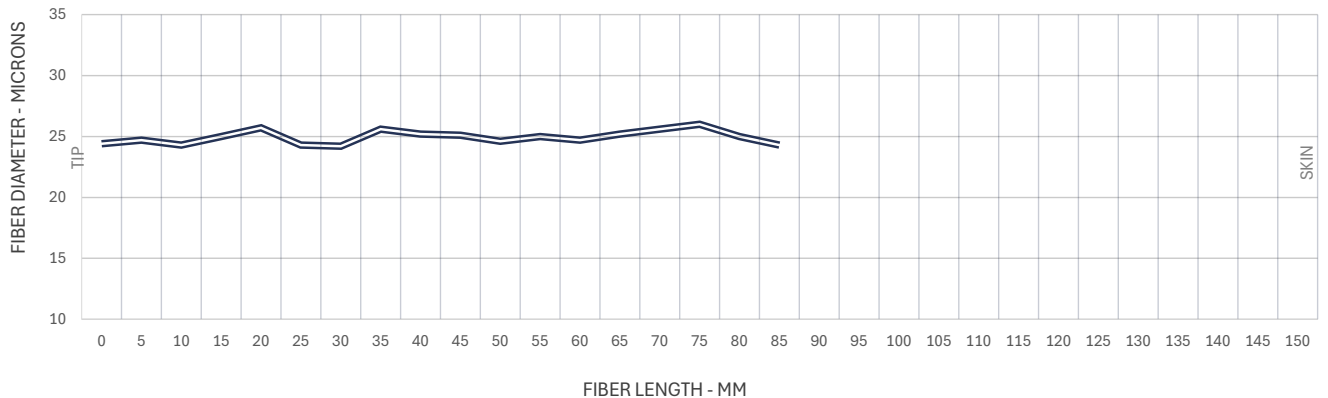
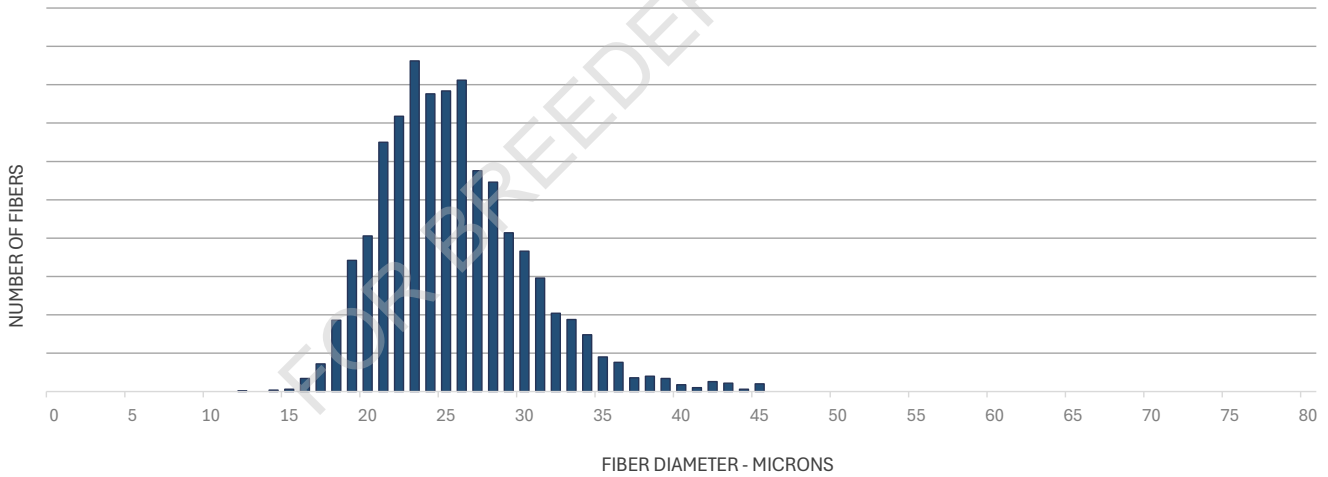
Hasselbring's Harmony Ranch  
29049 Davis Rd  
Concordia MO

Date: 06.29.24  
Farm ID: 08099

## Pucara Alicia

Registry #	1269475	Color	100 - White	Date of Birth	01.14.04
Breed	Suri	Sample Location	Mid-side	Last Shear Date	
Gender	Female	Trim High	On	Sample Date	05.15.24
				Age at Sample	20y 4m (244m)

Mean Fiber Diameter (MFD)	<b>24.5</b> microns	Mean Staple Length	<b>90</b> mm
Standard Deviation (SD)	<b>4.7</b> microns	Finest point from Tip	<b>30.0</b> mm
Coefficient of Variation (COV)	<b>19.3</b> %	Maximum Diameter	<b>26.0</b> microns
Spinning Fineness (SF)	<b>23.5</b> microns	Minimum Diameter	<b>24.2</b> microns
Course Edge Micron (CEM)	<b>9.1</b> microns	Mean Curvature	<b>12.7</b> deg/mm
% Fibers < 15 µm	<b>0.1</b> %	SD Curvature	<b>13.1</b> deg/mm
Prickle Factor (fibers > 30µm)	<b>10.5</b> %	# of Fibers Evaluated	<b>4,385</b>
Comfort Factor (% <= 30µm)	<b>89.5</b> %		



# INTERNATIONAL ALPACA ANALYTICS

Hasselbring's Harmony Ranch  
 29049 Davis Rd  
 Concordia MO

Date: 06.29.24  
 Farm ID: 08099

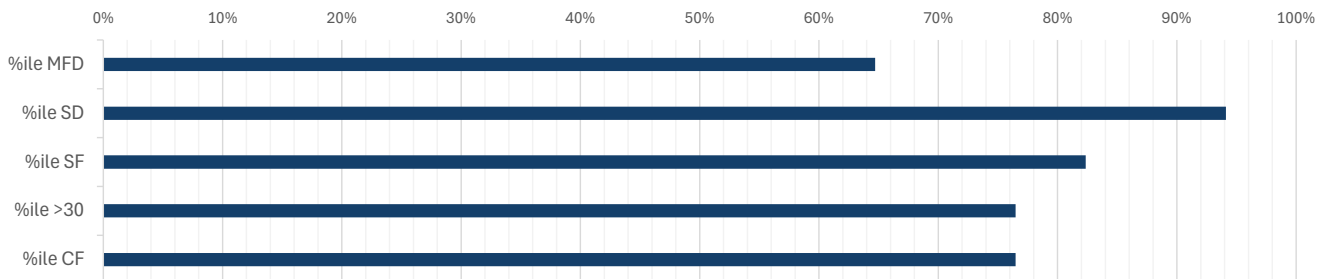
## Pucara Alicia

Registry #	1269475	Color	100 - White	Date of Birth	01.14.04
Breed	Suri	Sample Location	Mid-side	Last Shear Date	
Gender	Female	Trim High	Off	Sample Date	05.15.24
				Age at Sample	20y 4m (244m)

### COMPARABLE DATA

	Alicia	Suri	Suri Female	Suri >=15 Age Range	Suri White Color Group	Suri WH->15 Color:Age
<i>Number of Comparable Studies</i>		3,203	1,936	18	1,039	6
Mean Fiber Diameter (µm)	<b>24.5</b>	22.7	23.3	25.9	22.6	25.1
Standard Deviation (µm)	<b>4.7</b>	5.1	5.3	5.9	5.0	5.1
Coefficient of Variation (%)	<b>19.3</b>	22.7	21.1	22.9	22.1	20.4
Spinning Fineness (µm)	<b>23.5</b>	22.6	23.2	25.9	22.5	24.4
% Fibers < 15 µm	<b>0.1</b>	2.1	1.6	0.3	2.0	0.0
Prickle Factor (% > 30µm)	<b>10.5</b>	10.5	11.9	21.4	9.6	13.8
Comfort Factor (% ≤ 30µm)	<b>89.5</b>	89.5	88.1	78.6	90.4	86
Mean Staple Length (mm)	<b>90</b>	143	137	102	148	110
Course Edge Micron (µm)	<b>9.1</b>	10.0	10.3	11.9	9.8	9.8
Minimum Diameter (µm)	<b>24.2</b>	20.9	21.5	25.7	21.7	25.3
Maximum Diameter (µm)	<b>26.0</b>	25.0	25.5	29.1	25.4	27.9
Mean Curvature (deg/mm)	<b>12.7</b>	15.7	15.5	17.1	15.9	13.2
SD Curvature (deg/mm)	<b>13.1</b>	15.2	14.8	15.9	14.8	16.4

### PERCENTILE RANK vs ALL >=15 YEAR OLD ANIMALS



This data should be used for reference only. The tests were performed on the OFDA2000 using standard testing protocols.

IAA || 6 Clermont Lane St. Louis Mo || 1.314.306.4168 || d.king@intalpaca.com